

---

# Oral Health Data & Metrics in Oregon



# Oregon's coordinated care model

- The Oregon Health Authority (OHA) contracts with 16 Coordinated Care Organizations (CCOs)
- CCOs are ACO-like organizations that coordinate care for Oregon's Medicaid population (Oregon Health Plan, or OHP)



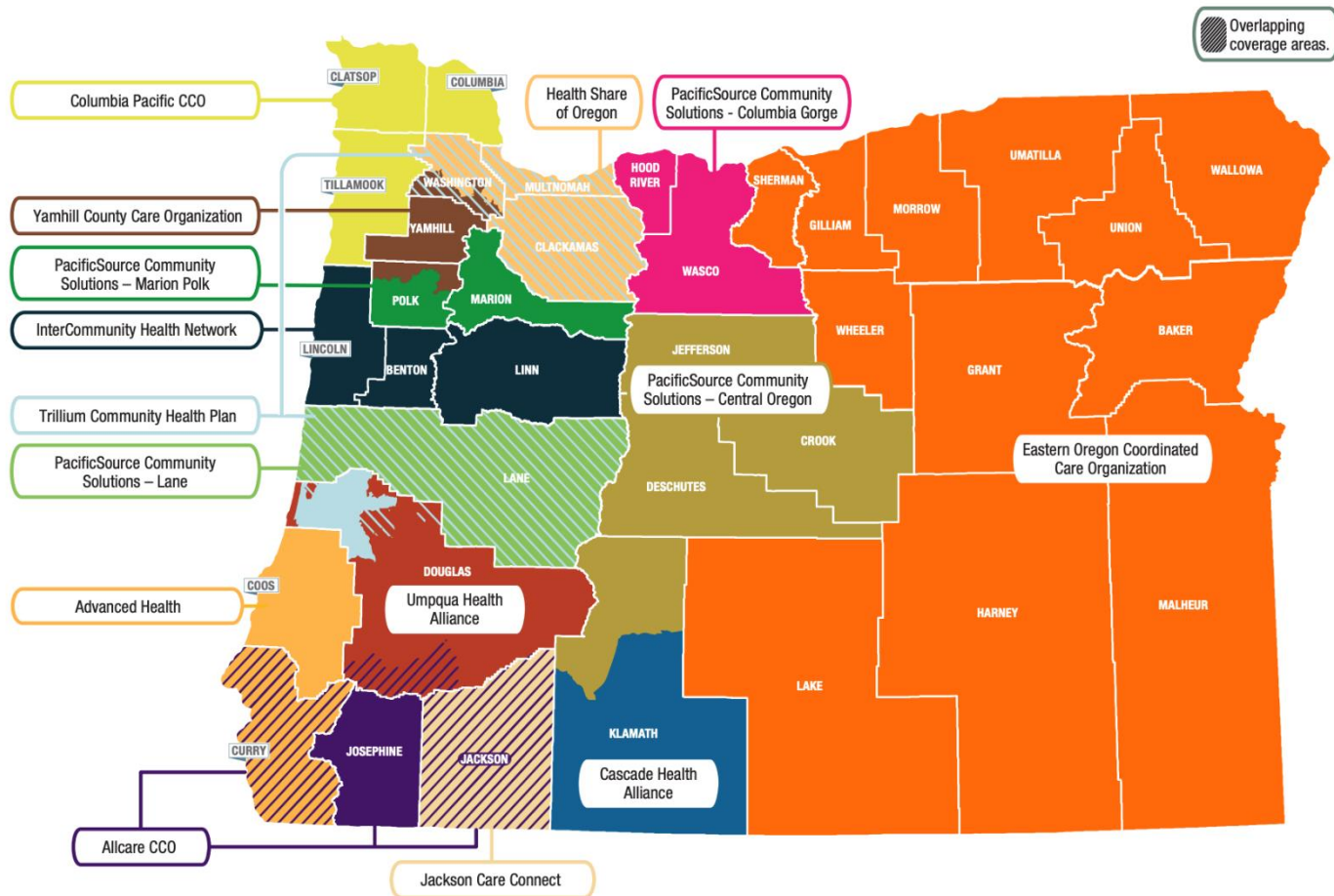
# Oregon's coordinated care model



## CCOs are responsible for:

- Behavioral, physical, dental care held to one global budget
- Health outcomes for members (incentivized by quality metrics)
- Coordinating with local healthcare providers, community members, and patients

# Oregon's coordinated care model



OHA R116 (Rev. 09/2020)

# Dental insurance and access

- Oregon is a Medicaid expansion state with comprehensive adult dental coverage.
- 74% of Oregonians report having insurance that pays for some or all of their routine dental care.\*

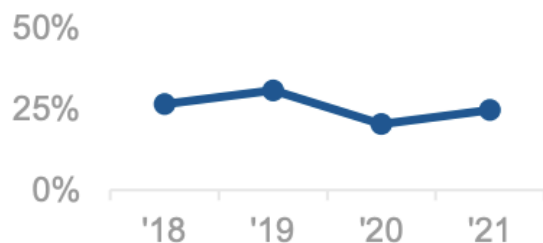
\* Oregon Health Insurance Survey, 2015. More than 9,000 Oregonians completed the survey between April and September of 2015. The survey sample drew from a list of all residential addresses in Oregon, and respondents were given the opportunity to complete the survey via phone, online, or paper versions.

# CCO incentive metrics

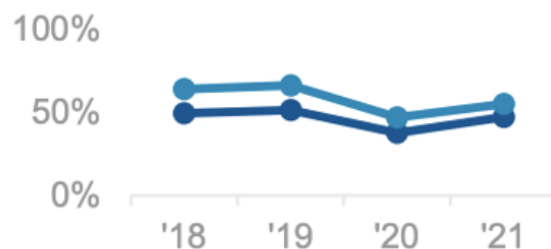
- Each CCO is paid for reaching benchmarks or making improvements on incentive measures
- 14 total metrics
- 3 dental metrics:
  - Preventive dental or oral health services (ages 1-5, 6-14)
  - Oral evaluation for adults with diabetes
  - Mental, physical, and dental health assessments within 60 days for children in ODHS custody

# Performance on CCO incentive metrics: 2021 data

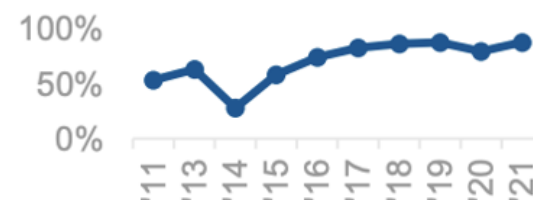
**Oral evaluation for adults with diabetes**



**Preventive dental/oral service ages 1-5 and 6-14**



**Assessments for children in ODHS custody**



*Oregon Health System Transformation: CCO Metrics 2021 Final Report. August 2022.*

[https://www.oregon.gov/oha/HPA/ANALYTICS/CCOMetrics/2021\\_CCO\\_metrics\\_report.pdf](https://www.oregon.gov/oha/HPA/ANALYTICS/CCOMetrics/2021_CCO_metrics_report.pdf)

# CAHPS survey

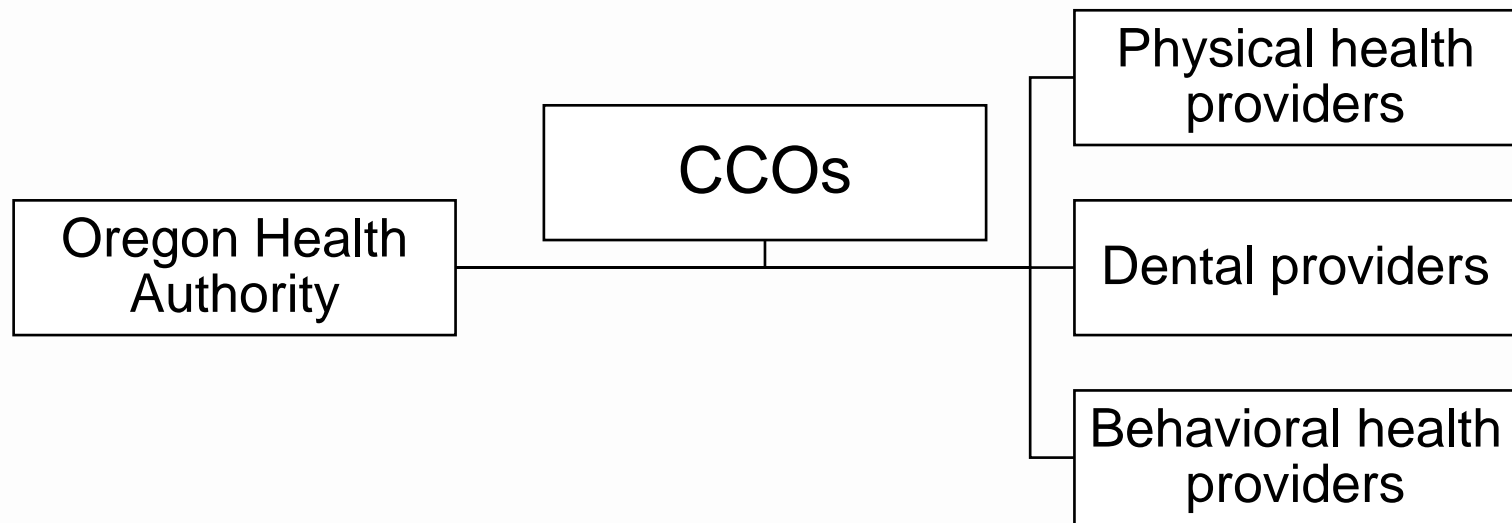
- Surveyed for both children and adults
- Standardized, nationally available survey used across payer types
- Oregon includes a limited set of questions about dental care
- Chief source of consumer-reported data about dental for OHP

<https://www.oregon.gov/oha/HPA/ANALYTICS/Pages/CAHPS.aspx>



# CCO relationship with providers

- CCOs subcontract with healthcare providers, including dentists
- Providers can choose to pass along these same incentive metrics, or customize others

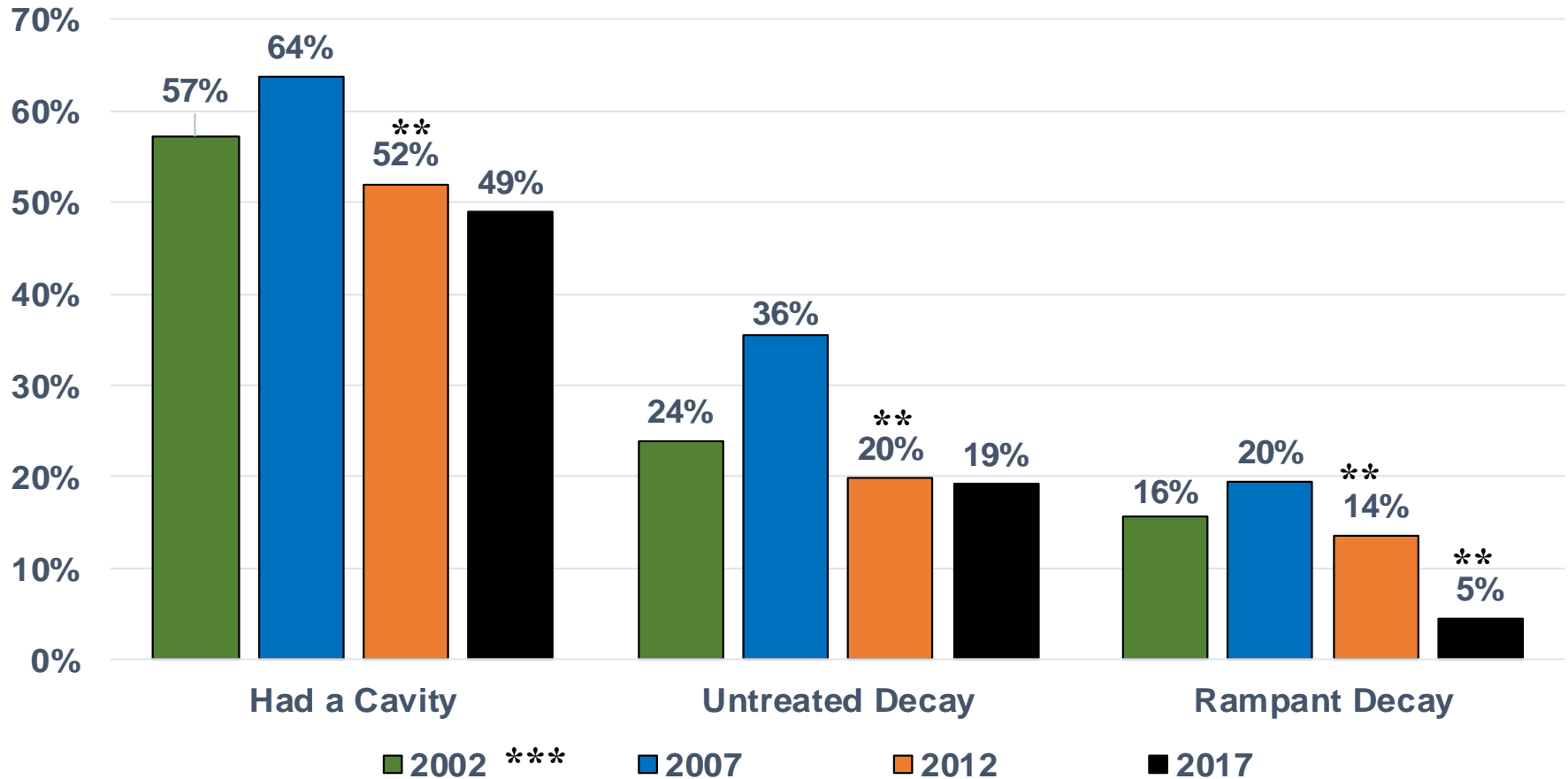


# Other sources of oral health data

- [Oregon Smile & Healthy Growth Survey](#)
  - Conducted every five years
  - Surveys oral health in students in grades 1-3
  - Random cluster sampling in seven regions

# 2017 Oregon Smile Survey Data

Oral health status,\* children 6-9 years old, Oregon,  
2002 – 2017 Smile Surveys



\* Primary and permanent teeth

\*\* Statistically significant change from previous survey

\*\*\* Methodology was different (opt-in versus passive)

# Other sources of oral health data

- Oregon Oral Health Surveillance System
  - Compilation of data from multiple sources, including BRFSS, PRAMS, NSCH, OSCaR, Oregon Vital Statistics, Oregon Healthy Teens Survey, workforce data, infrastructure data, and Medicaid data
  - Consolidated into a report published in 2021

# 2021 Oregon Oral Health Surveillance System data

## Children and Adolescents<sup>6</sup>

Description of Indicator	2016	2017	2018	2019	2020
Any dental visit among children aged 1-17 years	82.5%	85.2%	84.8%	83.2%	80.5%
Preventive dental visit among children aged 1-17 years	79.6%	82.1%	80.2%	80.0%	77.2%
Children aged 0-5 with any dental visit in the past year	55.6% <sup>7</sup>		60.7%	59.9%	53.1%
Percent of parents reporting condition of child's teeth as good, very good, or excellent (aged 1-17 years)	92.5%	94.3%	93.4%	92.7%	94.1%
Children (aged 1-17 years) with one or more oral health problems in past 12 months (toothache, decayed teeth, unfilled cavities) (parental report)	16.5%	14.8%	13.4%	16.5%	14.2%

# Qualitative data wish list

Responses to questions like these:

- How would you rate your oral health?
- Do your teeth hurt?
- Have you missed work or school because of problems with your teeth or mouth?
- Does the condition of your mouth affect your ability to interview for a job?

# Quantitative data wish list

- Time to first appointment
- Wait times for routine and urgent care
- Number of Medicaid members on each dentist's panel

# Resources

## Resources

- [Information about Oregon's CCO model](#)
- [Information about CCO incentive metrics](#)
- [Information about Oregon's oral health program](#)

## Reports

- [2017 Oral Health Metrics Report](#)
- [2021 Oral Health Surveillance System Report](#)



# Questions?

Sarah Wetherson

[SARAH.E.WETHERSON@dhsoha.state.or.us](mailto:SARAH.E.WETHERSON@dhsoha.state.or.us)

Karolyn Campbell

[karolyn.campbell@oha.oregon.gov](mailto:karolyn.campbell@oha.oregon.gov)