


CAREGIVERS IN AMERICA

Growing Contributions
with Little Support




**National Association of States
United for Aging and Disabilities**

241 18th Street S, Suite 403
Arlington, VA 22202
Phone: 202-898-2578
www.nasud.org
www.hcbs.org



National Alliance for Caregiving
4720 Montgomery Lane, Suite 205
Bethesda, MD 20814
Phone: 301-718-8444
www.caregiving.org



CAREGIVERS: WHO THEY ARE

Prevalence

39.8 MILLION
ARE CAREGIVERS

6 IN 10
ARE EMPLOYED




Compensation




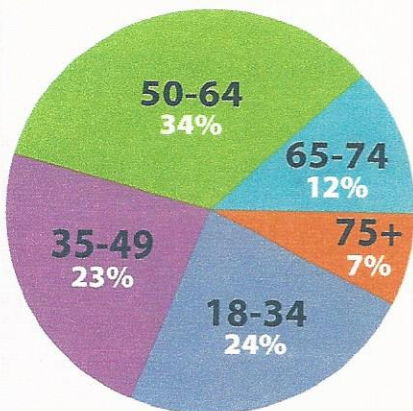
90% of all caregivers who provide long-term services and supports are **UNPAID**

Gender



60% FEMALE 40% MALE

Age



1 in 10
Caregivers
are **75 or Older**

CAREGIVERS: WHAT & WHERE

Where Care Recipients Live



48%
his/her home



35%
caregiver home



11%
nursing facility,
assisted living,
retirement community



6%
someone else's home

Hours of Caregiving



24.4
HOURS
AVERAGE
PER WEEK

Caregiver Tasks



57% assist with medical/nursing tasks



78% who provide medical/nursing tasks are managing medications, and administering IVs, injections, and medications



42% perform medical/nursing tasks without any training

CAREGIVERS: THE STRESSORS

Emotional



55% FEEL OVERWHELMED
BY THE AMOUNT OF CARE FAMILY MEMBERS NEED

Health



1 IN 5
REPORT PHYSICAL STRAIN DUE TO CAREGIVING DUTIES

Financial



FAMILY CAREGIVERS ARE
2.5 TIMES MORE LIKELY TO LIVE IN POVERTY



1 IN 5
RETIREES LEFT WORKFORCE EARLY TO CARE FOR FAMILY

\$303,880

LOST INCOME and BENEFITS ON AVERAGE OVER LIFETIME FOR FAMILY CAREGIVERS 50+



CAREGIVERS: LIMITED SUPPORT

Services for Caregivers

The National Family Caregiver Support Program*



*CAREGIVERS SERVED IN 2013

Services Unable to Meet Demand

8 OUT OF 10 COULD USE MORE INFORMATION AND SUPPORT



The Growing Value of Caregiving

Category	Value
UNCOMPENSATED Family & Friend Caregiving*	\$470 BILLION Economic Value
TOTAL Medicaid Spending	\$449 BILLION



*CAREGIVERS IN 2013

PROFILE OF CAREGIVERS IN AMERICA

- 82% care for 1 adult
- 15% care for 2 adults
- 3% care for 3+ adults

On average, caregivers help with 4.2 Instrumental Activities of Daily Living

Caregivers by Race:

- 16.9% White
- 19.7% Asian American
- 20.3% African American
- 21% Hispanic

\$28+ billion in lost productivity for full/part-time employed caregivers

49% felt they had no choice in taking on this role

85% provide care to a relative

28% of caregivers have a child or grandchild living with them

8.4 million provide care to an adult with an emotional or mental health issue

17.9 billion hours of unpaid care for people with Alzheimer's & related dementias

600,000-700,000 families have an adult with I/DD living with aging family members with no future planning



© 2016 www.NASUAD.org

SOURCES:

WHO THEY ARE

- *Caregiving in the U.S.*, National Alliance for Caregiving and AARP Public Policy Institute, June 2015.
- *Family Caregiving: The Facts*, Centers for Disease Control and Prevention, Sept 2011.

WHAT AND WHERE

- *Caregiving in the U.S.*, National Alliance for Caregiving and AARP Public Policy Institute, June 2015.
- Reinhard, Susan C., Levine, Carol and Sarah Samis, *Home Alone: Family Caregiving Providing Complex Chronic Care*, AARP Public Policy Institute and United Hospital Fund, October 2012.

STRESSORS

- Reinhard, Susan C., Feinberg, Lynn Friss, Choula, Rita and Ari Houser, *Valuing the Invaluable: 2015 Update*, AARP Public Policy Institute, July 2015, data from the American Psychological Association, 2012.
- *Caregiving in the U.S.*, National Alliance for Caregiving and AARP Public Policy Institute, June 2015.
- Gordon, Fay and Vanessa Barrington, *Advocacy Starts at Home: Strengthening Supports for Low-Income Older Adults and Family Caregivers*, Justice in Aging, February 2016.
- Reinhard, Susan C., et al., *Valuing the Invaluable: 2015 Update*, AARP Public Policy Institute, July 2015, data from Employee Benefits Research Institute, Apr 2015.

- *The MetLife Study of Caregiving Costs to Working Caregivers: Double Jeopardy for Baby Boomers Caring for Their Parents*, The MetLife Mature Market Institute in partnership with the National Alliance for Caregiving and the Center for Long-Term Care Research and Policy at New York Medical College, June 2011.

LIMITED SUPPORT

- *Aging Integrated Database*, Administration on Aging, 2013.
- *Caregiving in the U.S.*, National Alliance for Caregiving and AARP Public Policy Institute, June 2015.

GROWING VALUE

- *Lifespan Respite Care Reauthorization Act of 2015*, 114th Congress, House of Representatives, October 2015.

BACK PANEL

- *Caregiving in the U.S.*, National Alliance for Caregiving and AARP Public Policy Institute, June 2015.
- *On Pins and Needles: Caregivers of Adults with Mental Illness*, National Alliance for Caregiving, Mental Health America and National Alliance on Mental Illness, February 2016.
- *2015 Alzheimer's Disease Facts and Figures*, Alzheimer's Association, 2015.
- Reinhard, Susan C., et al., *Valuing the Invaluable: 2015 Update*, AARP Public Policy Institute, July 2015, data from Gallup Healthways Well-Being Index, MetLife Mature Institute, National Alliance for Caregiving, University of Pittsburgh, 2011 and Feb 2010.
- Shaffert, Robin and Jennifer Sladen, *Future Planning*, The ARC, Aug 2015 webinar for NASUAD's I&R Support Center.