



NC DHHS Priorities

Susan Perry-Manning
Deputy Secretary, DHHS
May 18, 2018



**“Engrave this upon your heart: there isn't anyone
you couldn't love once you heard their story.”**

— Mary Lou Kownacki

DHHS Priorities

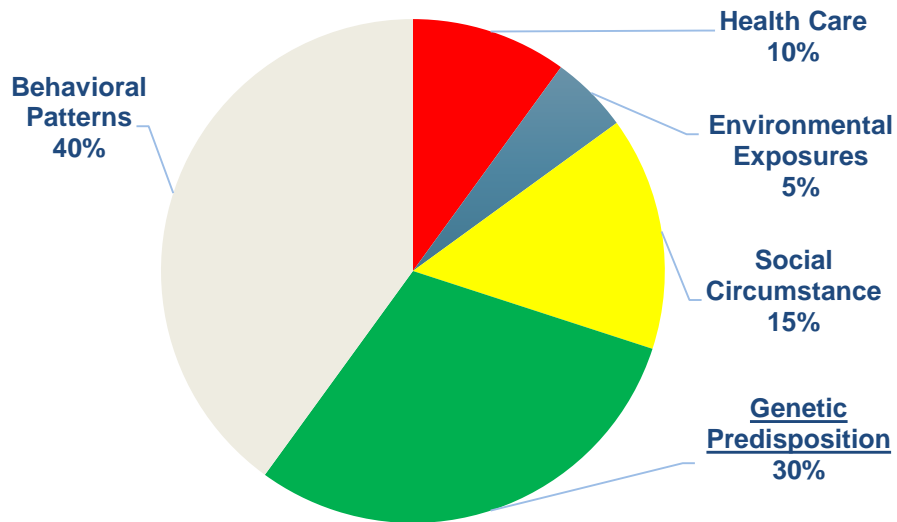
**Medicaid
Transformation**

Opioid Crisis

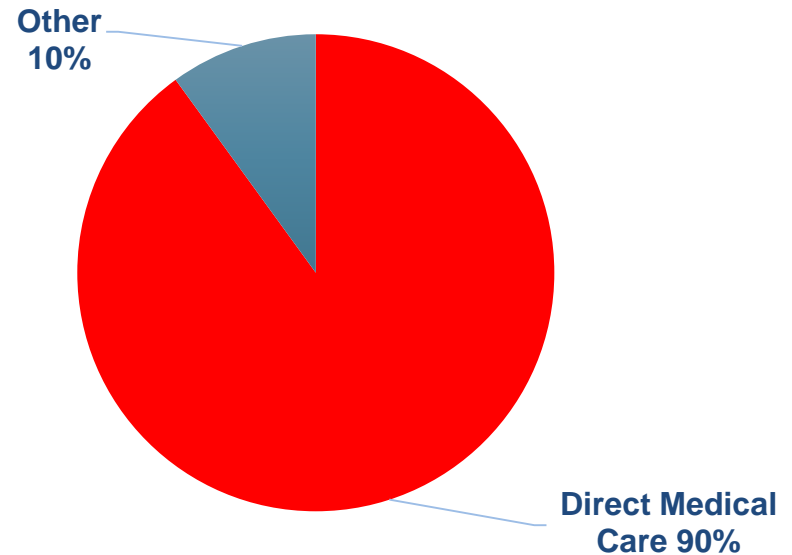
**Early Childhood Health
and Education**

Buying Health

Drivers of Health



Health Care Spending



The single greatest opportunity to improve health lies in addressing a person's unmet social needs.

Addressing Social Determinants as a Part of Overall Health

Hot Spot Map

- Interactive GIS map of Social determinants of health indicators at neighborhood level statewide

Screening Questions

- Standardized screening tool for statewide implementation
- Domains: Housing, food access, transportation, interpersonal violence

Resource Platform

- Connect people with resource needs to community resources. Shared electronic record.
- Robust & up-to-date; feedback loop; integrate with EHRs

Pilots

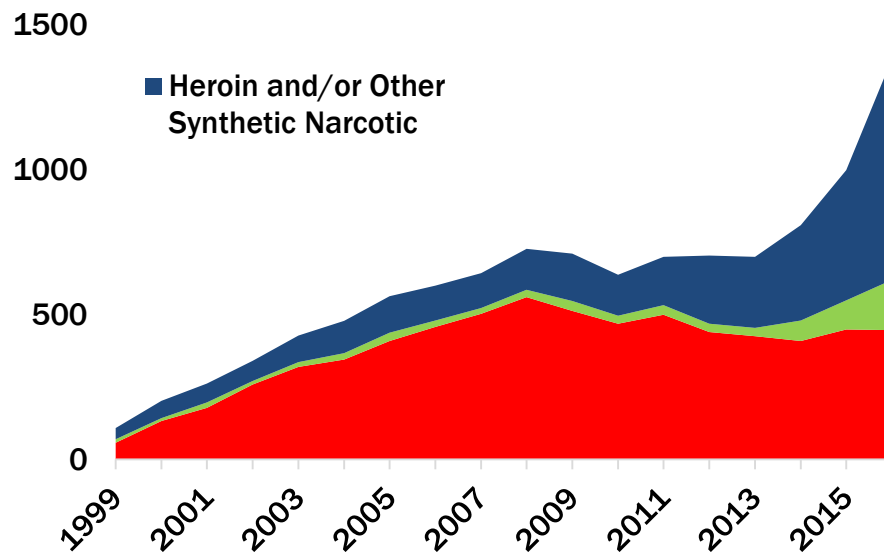
- 2-3 regional pilots to understand how to scale up evidence-based interventions that more closely link healthcare and social services

North Carolina's Opioid Crisis

- **1,360 people died from an opioid overdose in 2016– a more than 25% increase over 2015.**
- **EMTs reversed more than 16,000 overdoses in 2017 with naloxone.**
- **In 2017, about 3 in 4 opioid overdoses were positive for heroin, fentanyl and/or fentanyl analogues.**

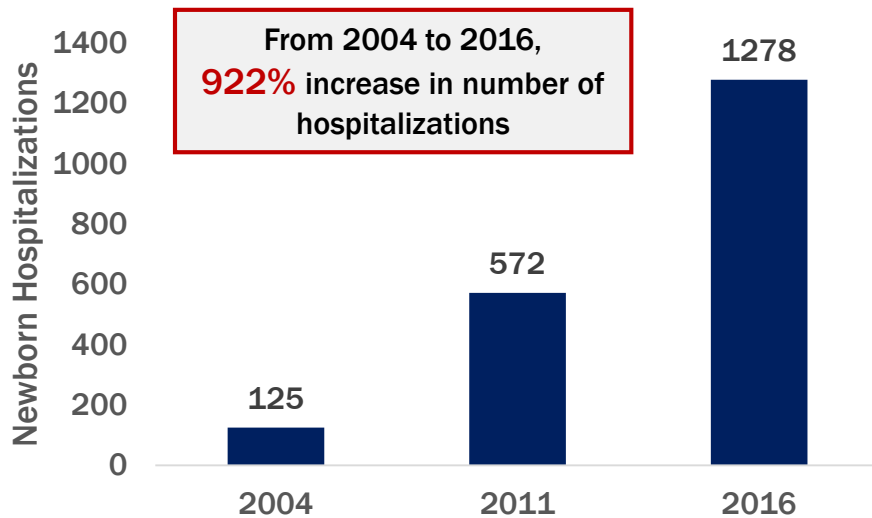
Opioid Overdose Deaths by Opioid Type

North Carolina Residents, 1999-2016



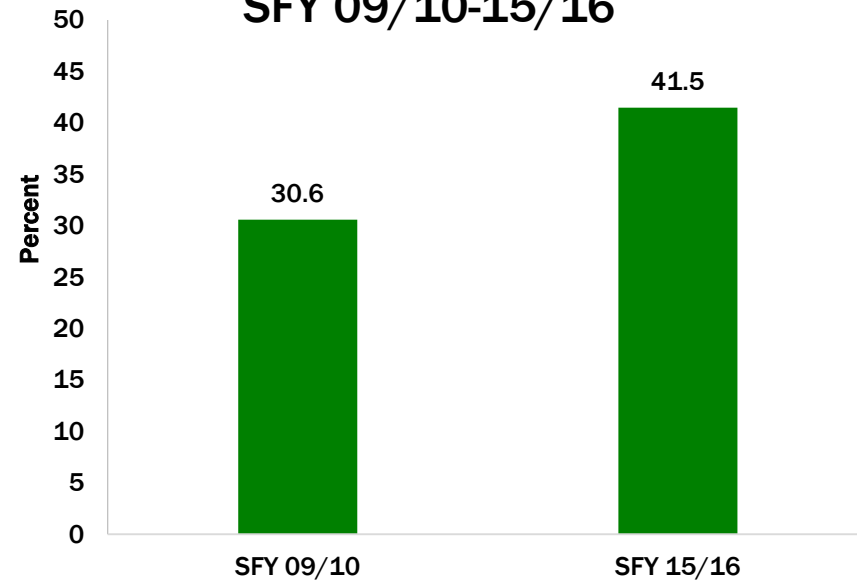
The opioid crisis is devastating our families...

**Number of Hospitalizations
Associated with Drug Withdrawal
in Newborns
North Carolina Residents, 2004-
2016**



Source: N.C. State Center for Health Statistics, Hospital Discharge Dataset, 2004-2015 and Birth Certificate records, 2004-2015
Analysis by Injury Epidemiology and Surveillance Unit

**Percent of Children Entering
Foster Care in NC with Parental
Substance Use as a Factor in Out-
of-Home Placement
SFY 09/10-15/16**

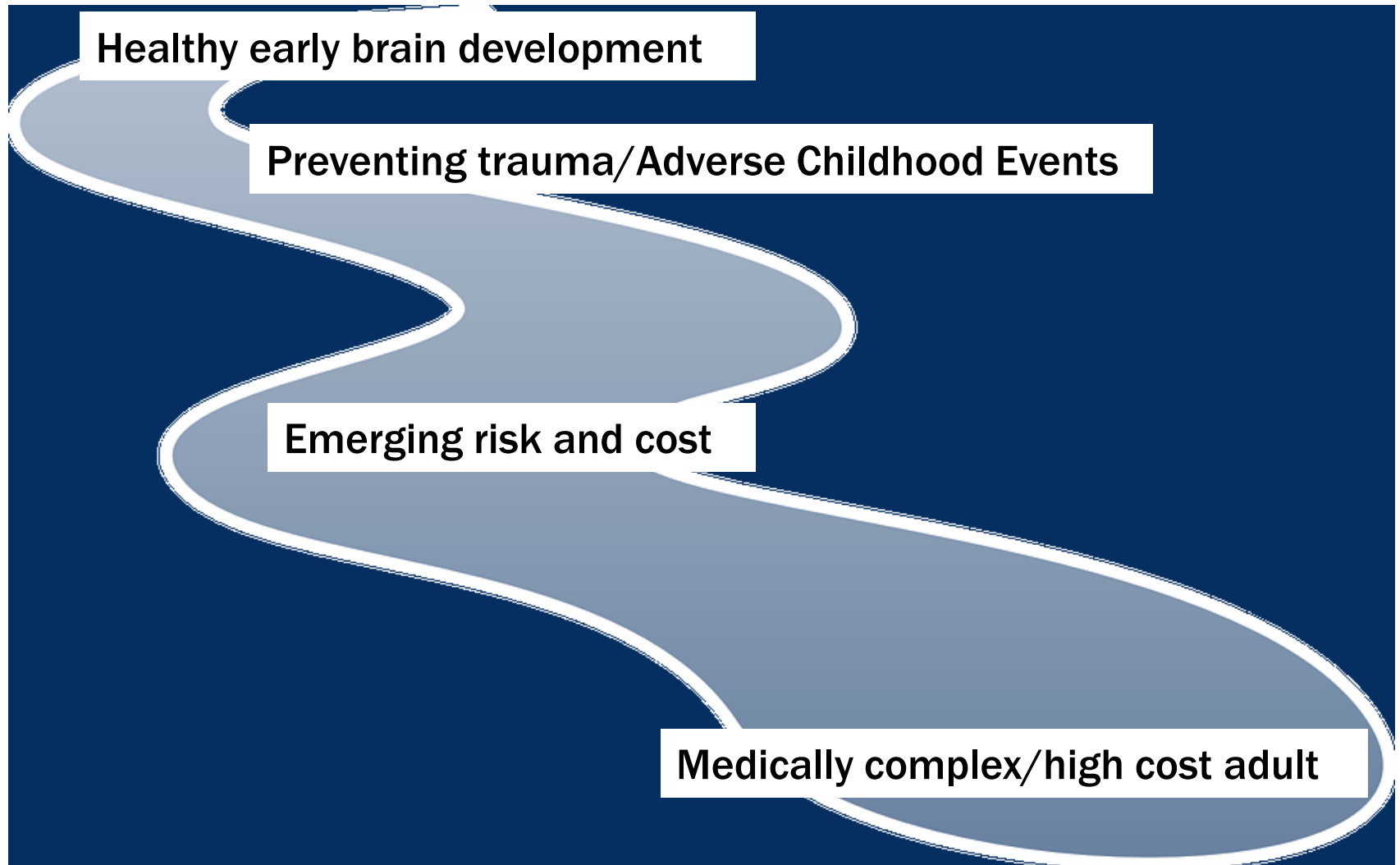


Source: NC DHHS Client Services Data Warehouse, Child Placement and Payment System
Prepared by Performance Management/Reporting & Evaluation Management, July 2016

Work to Date

- **New legislation to limit opioid scripts and dosage; Narcan without a Rx**
- **Changes to Medicaid coverage policy for alternative pain control options**
- **Purchase of nearly 40,000 naloxone kits**
- **Projected to treat an additional 5,000 people through CURES grant dollars and new state funds in FY 2017-18**
- **Collected & disposed of 89.2 million pills through Operation Medicine Drop since 2010**
- **Launched first Law Enforcement Assisted Diversion (LEAD) program in the Southeast and have expanded to 4 programs statewide**
- **Track and report opioid data regularly with goal of reducing number of unintentional opioid-related deaths by 20%**

Go as Far Upstream as We Can Go



NC Kid's Wellbeing Indicators

	<u>National Rank</u>
NC Children's Health Overall Ranking	31
62% of NC kids are below proficient in end of 3 rd grade reading	15
57% of 3 & 4 year old NC kids are not in school	31
9.4% of NC kids are uninsured	42
23.7% of NC kids live in poverty	43
25% of NC kids are food insecure	49
25% increase in the # of NC kids in foster care over last 5 years	N/A
73,333 of NC kids (age 0-8) were assessed for child abuse, neglect or dependency	N/A

NC DHHS's Reach to Young Children

NC DHHS		
Health <ul style="list-style-type: none">• Medicaid• Home Visiting• Women, Infants and Children (WIC) Program• Supplemental Nutrition Assistance Program (SNAP)• Care Coordination for Children (CC4C)	Safety <ul style="list-style-type: none">• Foster Care• Adoption• Child Protective Services	Development & Education <ul style="list-style-type: none">• Child Care Subsidy• NC Pre-K• Smart Start

NC DHHS's Reach to Young Children

606,390	of kids 0– 5 in NC
54.7%	of births in North Carolina are paid for by Medicaid
172,255	of NC kids 0 – 5 are served through WIC
110,317	of NC kids are served through SNAP
183,731	of NC kids 0 – 5 are in licensed childhood programs
28,365	of NC kids are in NC Pre-K
40,304	of children 0-5 receiving child care subsidies
4,300	of NC foster kids are 0– 5



All North Carolina children get a healthy start and develop to their full potential in safe and nurturing families, schools and communities.

Guiding Principles

- 1. Brain and developmental science lay the foundation for the NC Early Childhood Action Plan.**
- 2. Children and families are at the center of our work.**
- 3. Our Action Plan builds upon existing strengths and partnerships.**
- 4. Our goals for North Carolina's young children are ambitious and achievable.**
- 5. Our focus is all North Carolina's children, recognizing that children most in need require extra support.**
- 6. Our Action Plan reflects our values of transparency, good stewardship, and accountability.**

NC Pathways to Grade Level Reading Milestones



All children with disabilities achieve expressive and receptive communication skills commensurate with their developmental ages.

NC Pathways Measures

Researched-based measures help to quantify progress and tied to grade-level reading by the end of third grade.



Healthy and Safe

A group of children and an adult are outdoors, smiling and raising their hands in a celebratory gesture. The children are wearing red hats and various shirts. The background is filled with green foliage and white triangular flags.

Children are healthy at birth
and thrive in safe
environments that support
their optimal health and
well-being

2025 IMPACT



Decrease infant mortality by ...%



Increase the % of infants with healthy birth weight by ...



Increase the % of young children who experience food security by ...

Nurtured

A close-up photograph of a smiling man and a young child looking at each other. The man is on the right, smiling broadly, and the child is on the left, also smiling. The background is a soft, out-of-focus green, suggesting an outdoor setting.

Children grow confident, resilient and independent in stable and nurturing families, schools and communities

2025 IMPACT



Decrease the rate of child abuse and neglect in young children by ...



Increase the % of young children in foster care who obtain family permanency by ...



Increase in social and emotional well-being and resilience of young children ...?

Learning and Ready to Succeed

A close-up photograph of two young girls. The girl on the left has long, straight blonde hair and is wearing a blue top. The girl on the right has curly brown hair and is wearing a pink top. They are both smiling warmly at the camera, and the girl on the right has her arms around the girl on the left, suggesting a close friendship or embrace. The background is a soft, out-of-focus yellow and white.

Children experience the conditions they need to build strong brain architecture and school readiness skills that support their success in school and life

2025 IMPACT



Increase the % of children with language skills on track at 24, 36, 48 months by ...?



Increase the % of children who enter kindergarten developmentally on track by ...



Increase the % of children achieving 3rd grade reading proficiency by ...

Early Childhood Action Plan Framework

GOALS	Broad aspirations for NC's young children
2025 IMPACTS	Measurable, child-level outcomes
INDICATORS	Measurable indicators of progress on outcomes for adults or service provision that drive the child-level outcomes
ACTIONS	High level intervention strategies
COMMITMENTS	State level investments or activities that show movement on overall Action Plan
PROGRESS	Annual dashboards on Impacts and Indicators

Next Steps

- **Establish Impact Targets**
- **Prioritize Indicators**
- **Broad Stakeholder Engagement**
- **Target Release Late Summer 2018**



Questions?