

# Rural Poverty in North Carolina

---

Rural Health Task Force



# Rates of Poverty in North Carolina

- State poverty rate 17.4%
- Rural poverty rate 18.7%
- Urban Poverty rate 16.1%

## Child Poverty Rates

State rate 24.6%

Rural poverty rate 27.3%

Urban poverty rate 22.2%

US Census 2010



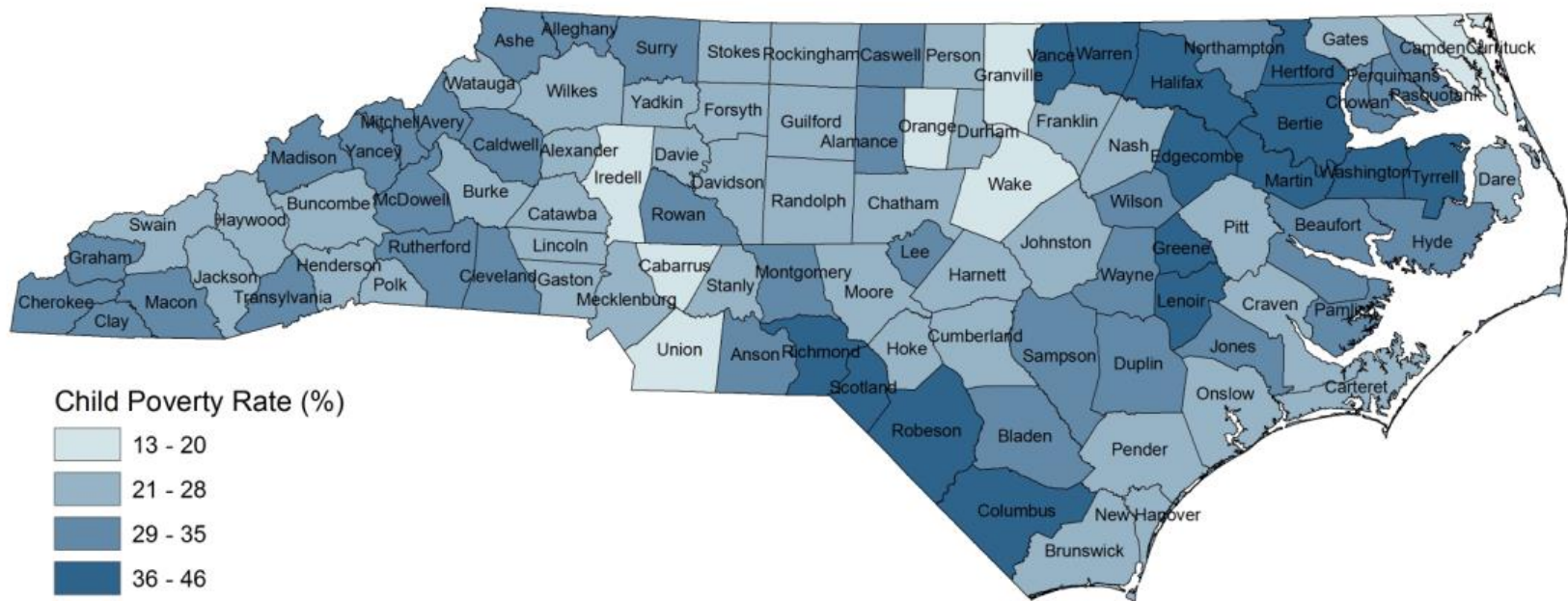
# Percent Living in Poverty (2010)

Percent Living in Poverty (2010)



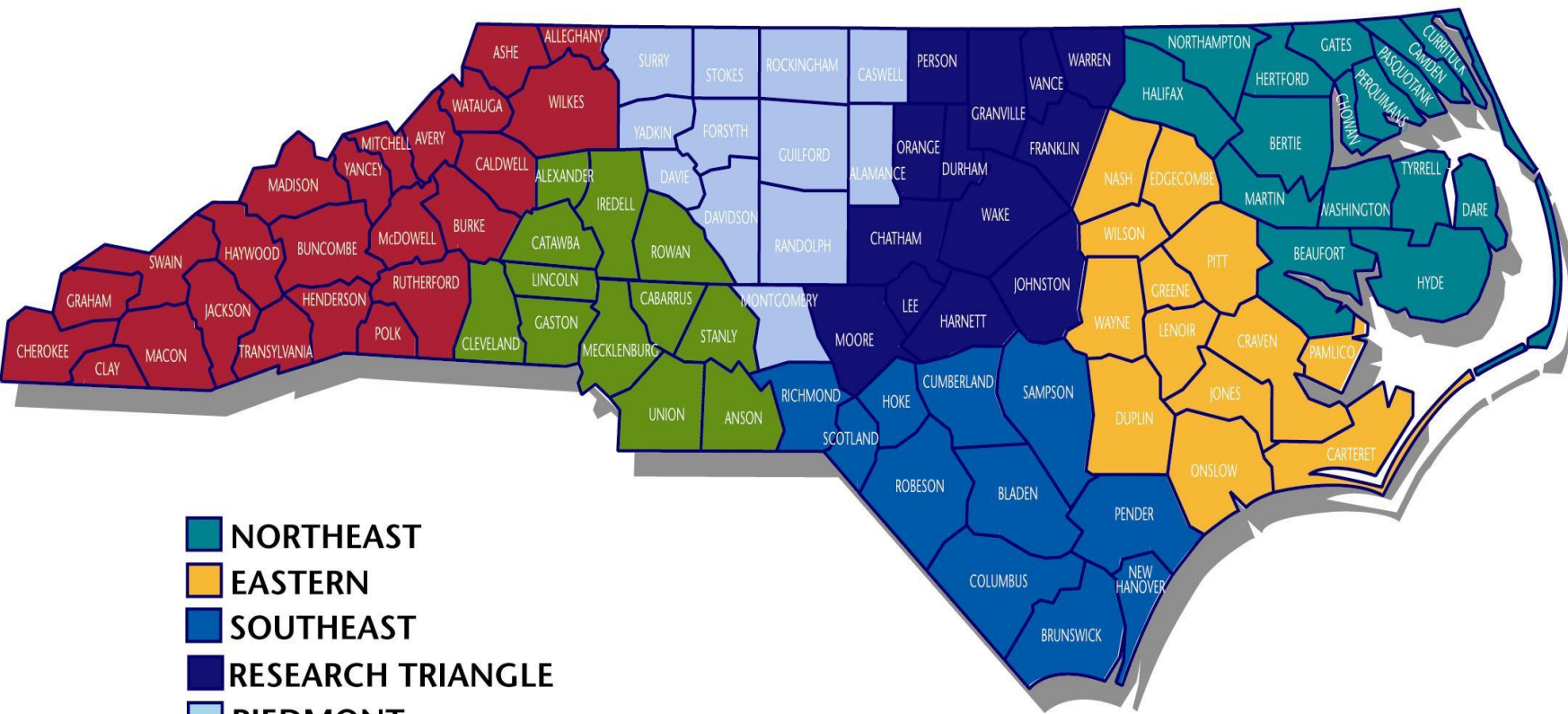
Source: US Census Small Area Income and Poverty Estimates 2010

## North Carolina Child Poverty Rates (2010)



Source: US Census Small Area Income and Poverty Estimates (SAIPE) 2010. Poverty rates for ages 0-17. The lowest two categories are at or below the state mean child poverty rate for 2010 (28%).

# ECONOMIC DEVELOPMENT PARTNERSHIPS

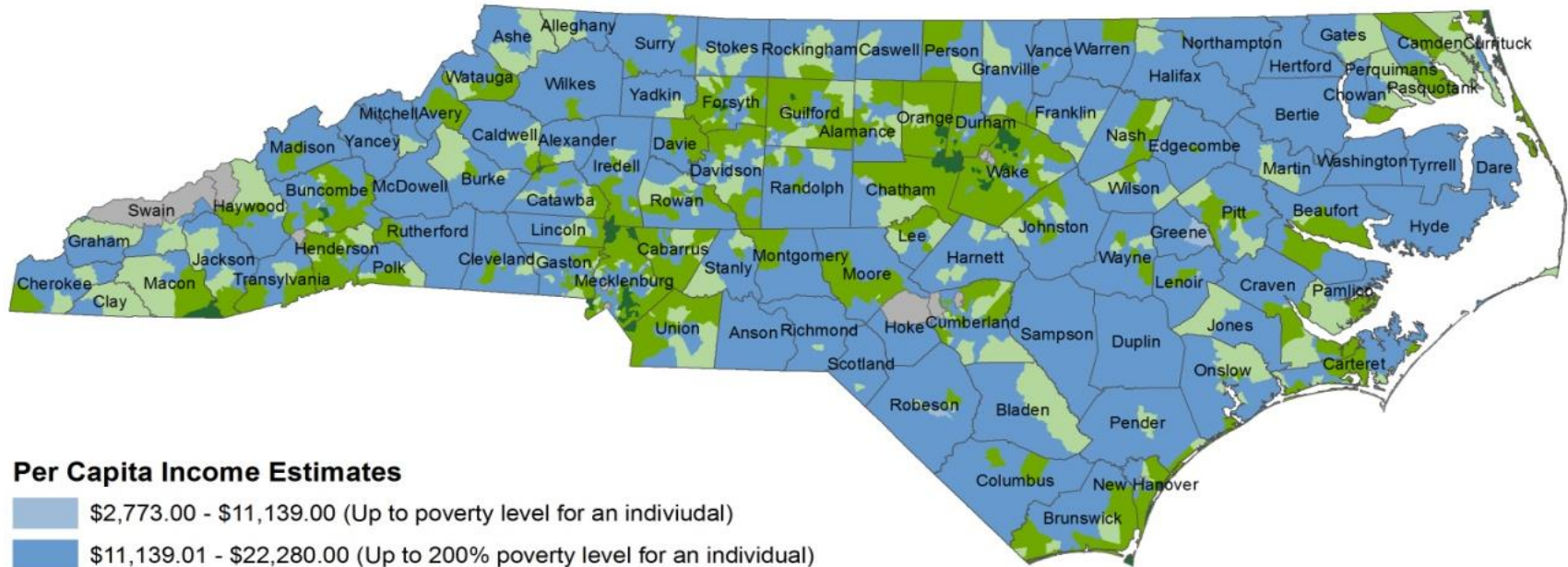


-  **NORTHEAST**
-  **EASTERN**
-  **SOUTHEAST**
-  **RESEARCH TRIANGLE**
-  **PIEDMONT**
-  **CHARLOTTE**
-  **ADVANTAGE WEST**

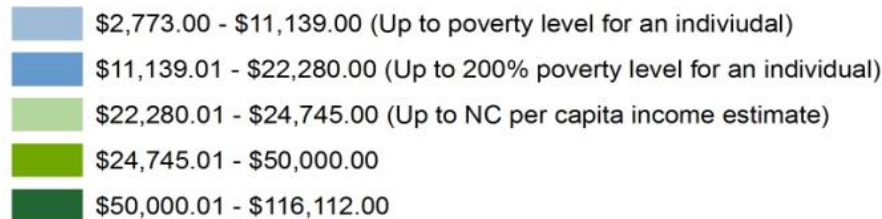
# Poverty Rates across the Regions

- Northeast Partnership 21%
- Eastern Partnership 19%
- Southeast Partnership 21%
- Research Triangle Partnership 15%
- Piedmont Triad Partnership 18%
- Charlotte Partnership 16%
- Advantage West 19%

# Per Capita Income Estimates by Census Tract (2006-2010)



## Per Capita Income Estimates



Source: American Community Survey 2006-2010; according to the US Census Bureau, the federal poverty threshold for an individual in 2010 was \$11,139. Gray tracts are those with no income data available; non-residential portions of military bases, national or state parks, and airports are examples of what these tracts contain.

# Rural Poverty Rates – Race/Ethnicity

## 2006-2010

- Black Poverty Rate 30%
- American Indian Poverty Rate 28%
- Asian Poverty rate 14%
- Hispanic Poverty rate 32%
- Caucasian Poverty rate 12%





# Types of Poverty

- Generational Poverty - individuals and families are poor from one generation to the next
- Situational Poverty – due to loss of income, illness or catastrophe individuals or families fall into poverty.
- Place based Poverty

## *Place-based Poverty*

- Loss of population, especially young adults
- High unemployment
- Weak civic engagement
- Loss of major economic engines
- Troubled school systems
- Poor or no connectivity
- Aging water and sewer systems
- Unincorporated communities; municipal underbounding
- Blighted downtowns

# Wealth disparities

- 300,000 North Carolinians are unbanked – no relationships with financial institutions
- 750,000 North Carolinians are under banked – hold accounts but use check cashing services and pawn shops.
- 17 % of whites are considered asset poor; 47.8% of people of color are asset poor
- Half of all African American households report less than \$100 in personal savings.
- African American households between the ages of 50 and 65, report median assets of about \$17,000, while whites of that same age bracket report median assets of \$143,000.
- Taken from UNC Center on Poverty, Work and Opportunity. Racial Wealth Disparity in North Carolina

# Contact Information

N. Yolanda Burwell, Ph. D.

Senior Fellow

NC Rural Economic Development Center

4021 Carya Drive

Raleigh, NC 27610

919-250-4314

[yburwell@ncruralcenter.org](mailto:yburwell@ncruralcenter.org)